


2009 Sundance Spas 680 Denali

Specifications

Dimensions:	78.5" Round x 36" (200 cm Round x 91.5 cm)	
Seating Capacity:	4 Adults	
Dry Weight:	410 lbs (186 kg)	
Filled Weight:	2,897 lbs (1,314 kg)	
Water Capacity (Avg. Fill):	298 US Gal (1,128 Liters)	
Controls:	Solid-State Electronic Controls with LED Readout, Programmable Water Temperature, Filtration, and Heat Cycles	
Water Delivery:	1 High Flow Pump	
Pump 1:	North America (60 Hz): 1.5 HP/2-Speed Continuous, 11.0A max. Export (50 Hz): 2.0 HP/2-Speed Continuous, 8.0A max.	
Total Hydrojets:	20	
Therapy Seat Jets (A):	3 DXL	
Therapy Seat Jets (B):	3 DVX	
Therapy Seat Jets (C):	8 DX	
Therapy Seat Jets (D):	4 DXL	
Footwell Jet (E):	1 DVX	
Divert-A-Jet:	1	
Air Controls/Massage Selectors:	3 Air Controls; No Massage Selectors	
Filter:	50 ft ² Filter Cartridge System	
Water Treatment:	Ozone adaptable	
Lighting:	SunGlow Multi-Color LED Light	
Synthetic Cabinet:	Available in Sierra, Coastal, Birchwood, and Mahogany	
Shell Colors:	North America: Platinum, Sand, Sahara, Copper Sand, Twilight, Graphite, Celestite, Oyster Export (50 Hz): All North American colors	
Heater:	North America (60 Hz): High-Flow, 1 kW@120 VAC or Convertible to 4 kW@240 VAC; Export (50 Hz): High-Flow, 2.7 kW	
Electrical Requirements:	North America Convertible Model (60 Hz): 120 VAC@15A with Supplied GFCI Cord or 240 VAC@30A or 40A (Hard Wired Only); Export (50 Hz): 230-240 VAC@20A or 30A or Suitably Rated Circuit Breaker to Comply with Local Electrical Regulations. Certain Countries May Require 2 Power Inputs; Two GFCI/RCD Breakers are Required for This Configuration.	
Limited Warranty*:	North America (60 Hz): 5 Years Shell, 3 Years Shell Surface, 3 Years Plumbing Component Leaks, 3 Years Equipment and Controls, 1 Year Cabinet and Jets Export (50 Hz): 5 Years Shell, 3 Years Shell Surface, 1 Year Plumbing Component Leaks, 1 Year Equipment and Controls, 1 Year Cabinet, 1 Year Jets	
Special Features:	Audio System Not Offered on This Model	
Inground Model:	Not Available	

*(See Warranty Document for Specific Details)

Dimensions/Specifications Subject To Change Without Notice


2009 Sundance Spas 680 Denali

Operation/New Features



- (A)** Air Control - Adjusts the Divert-A-Jet (D) + Footwell Jet (1 DVX)
- (B)** Air Control - Adjusts The Following Therapy Seat Jets: Seat 1 Jets (3 DXL) Seat 2 Jets (3 DVX) Seat 4 Jets (4 DXL)
- (C)** Air Control - Adjusts Therapy Seat 3 Jets (8 DX)
- (D)** Divert-A-Jet - Adjusts Massage Levels Between itself and All Therapy Seat Jets + Footwell Jet

20 Total Jets



Spa Operation Subject To Change Without Notice

NEW FOR 2009!

DX Jet




DXL Jet



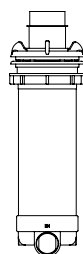
DVX Jet



Mahogany Skirt



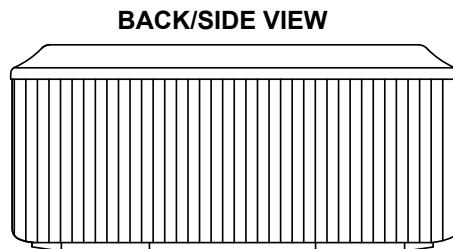
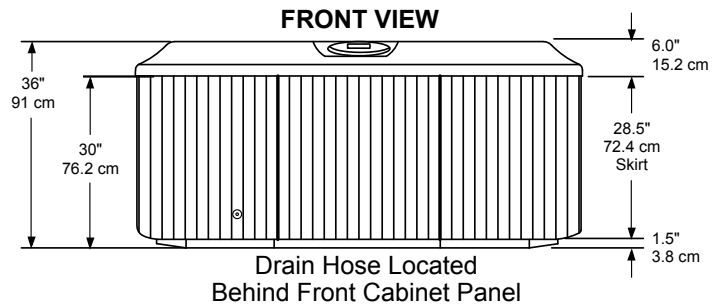
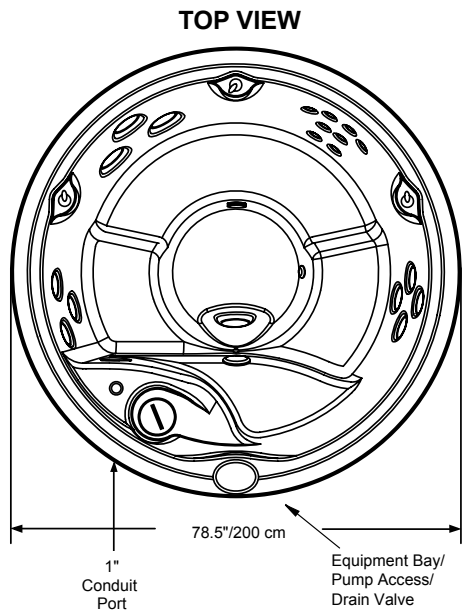
Elite Filter Canister



Dimensions/Specifications Subject To Change Without Notice

2009 Sundance Spas 680 Denali

Portable Dimensions



IMPORTANT! Always measure each hot tub for exact dimensions BEFORE designing its foundational support and/or decking.

